

Integrated Digital Training in Emergency Management

Workshop #2:
People with Disabilities and the Elderly



SAMARITERBUND



With the support of the
Erasmus+ Programme
of the European Union




Communication Tools



Main communication tools:



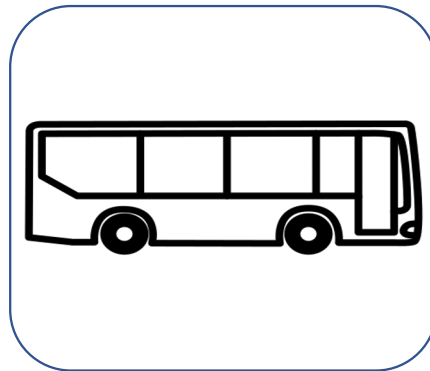
signals



talking



text



pictograms



gestures



pictograms



easy to understand



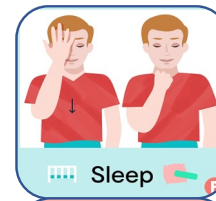
clear



visible



gestures



common



easy to learn



simple



RESOURCES



- ARASAAC – bank of pictograms
- web
- online tools for creating pictograms
- printed sticker
- emojis are also good way 😊



- sign language (different sign languages are used in different countries)
- MAKATON – very simple sign language program



* Short video from youtube with some simple and commom gestures

EXERCISE



- Split to groups
- Identify daily schedule in shelter and prepare to communicate in signs or gestures
- Time : 30 minutes

EXERCISE



SLEEPING

EATING

WASH



<https://makaton.org/>

<https://arasaac.org/>

<https://www.thebump.com/>

<https://www.flaticon.com/>

QUESTION S

